

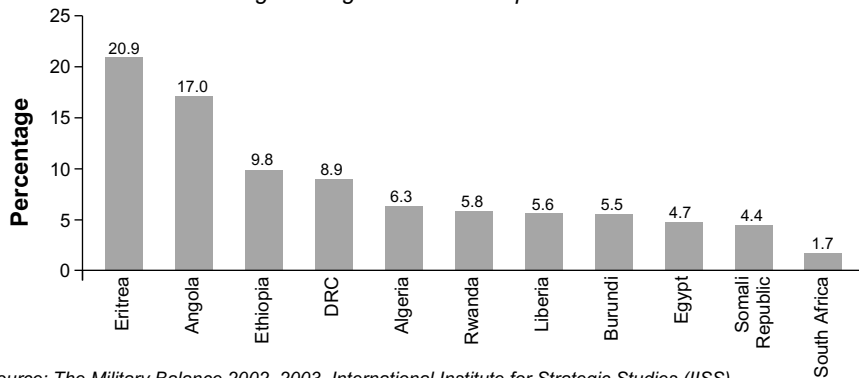
AFRICA WATCH

TRENDS AND MARKERS

Recent data, statistics and indicators

Military Expenditure as a percentage of GDP (2001)

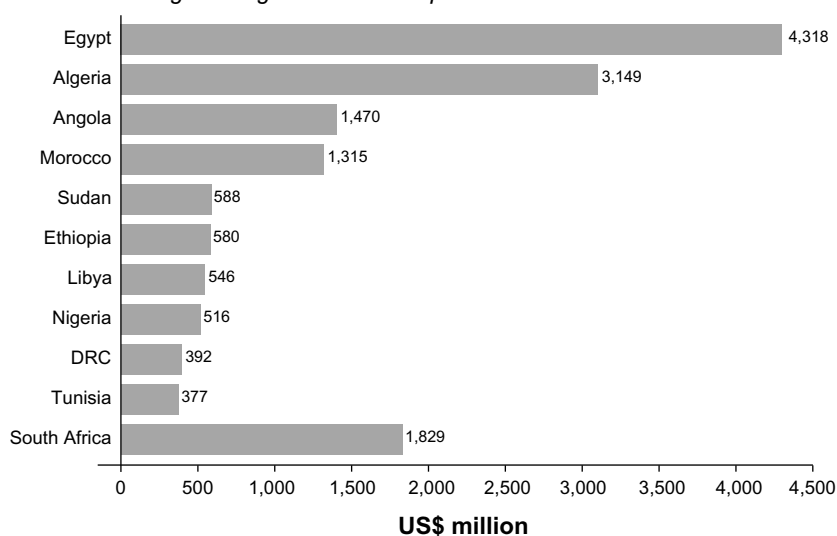
Showing the largest 10 known spenders and South Africa



Source: *The Military Balance 2002–2003*, International Institute for Strategic Studies (IISS), London, (Oxford Press), pp 333, 335 and 336.

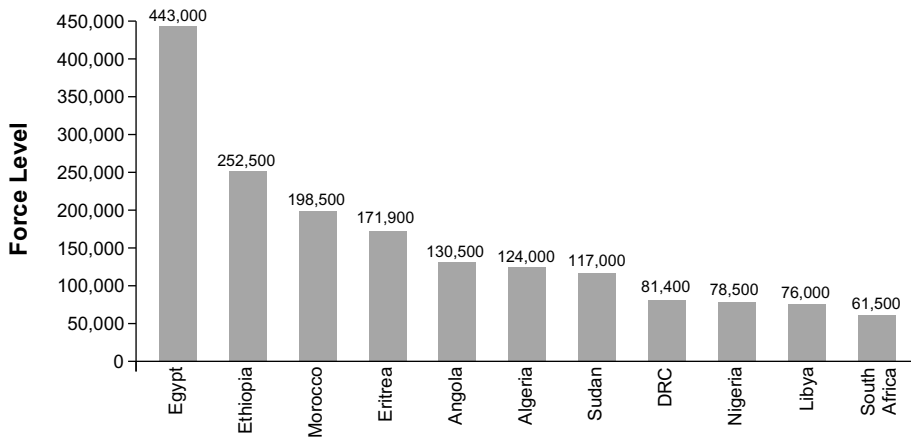
Gross Military Expenditure in Africa, US\$ million (2001)

Showing the largest 10 known spenders and South Africa



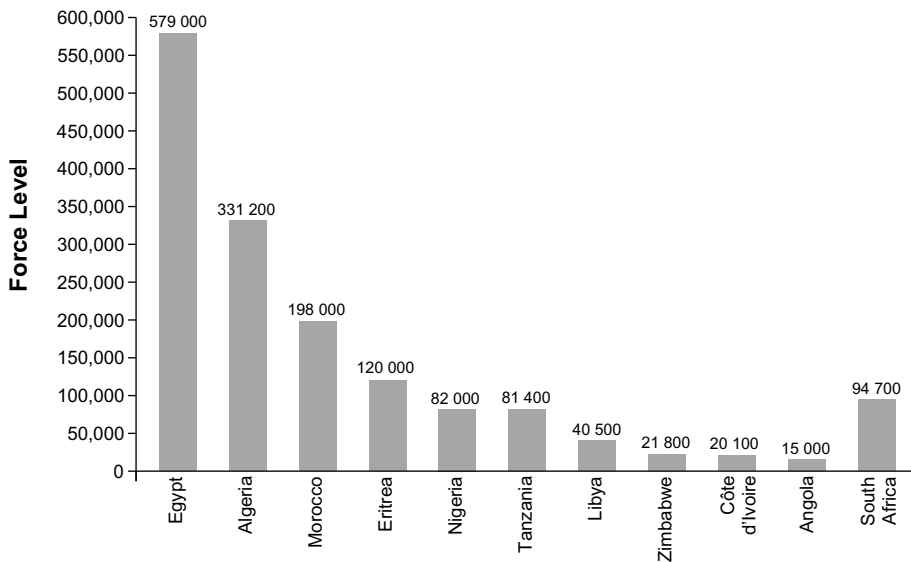
Source: *The Military Balance 2002–2003*, International Institute for Strategic Studies (IISS), London, (Oxford Press), pp 333, 335 and 336.

African Military Force Levels (end of 2001)
Showing the largest 10 armed forces and South Africa

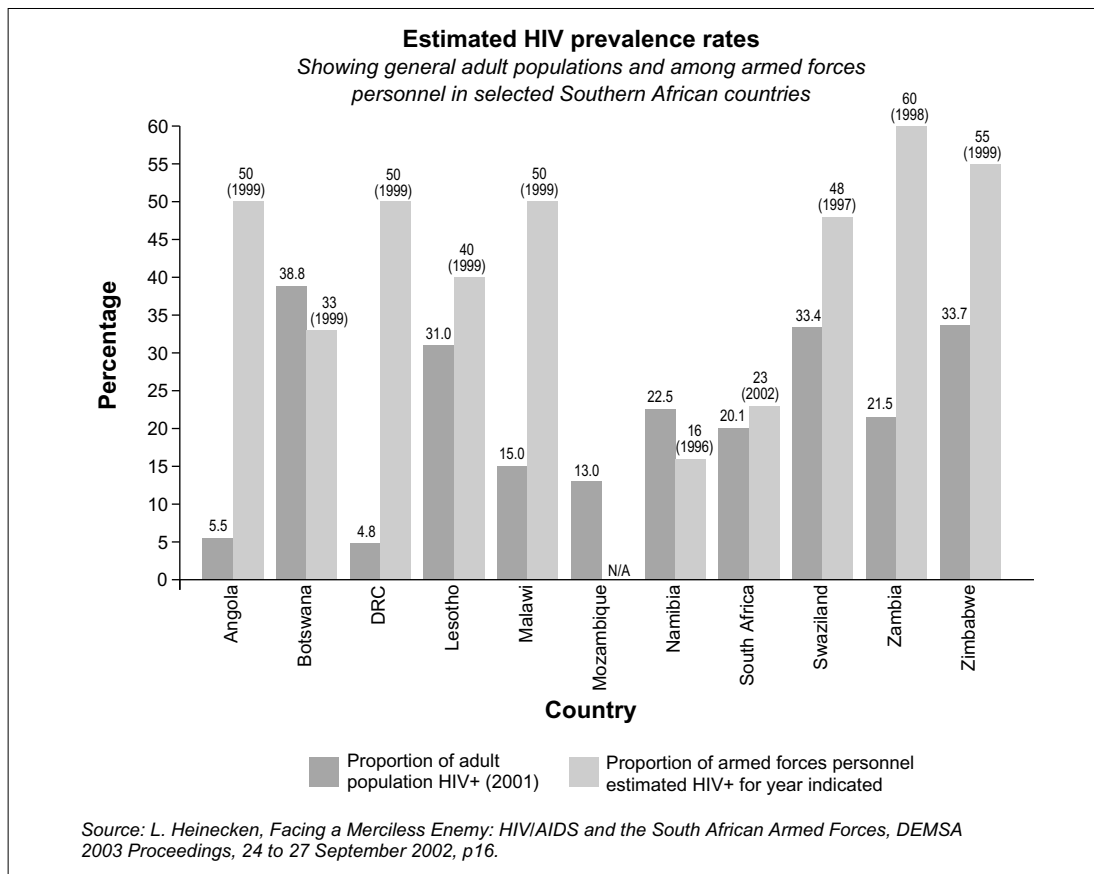


Source: *The Military Balance 2002–2003*, International Institute for Strategic Studies (IISS), London, (Oxford Press), pp 333, 335 and 336.

Largest reserve and/or para-military forces in Africa (2001)



Source: *The Military Balance 2002–2003*, International Institute for Strategic Studies (IISS), London, (Oxford Press), pp 333, 335 and 336.



African contributors to United Nations peacekeeping operations

Showing the 10 largest contributors

Country	Troops	Military Observers	Total
Nigeria	2,401	58	2,459
Ghana	1,913	48	1,961
Kenya	1,671	63	1,734
South Africa	1,391	6	1,397
Zambia	830	39	869
Morocco	657	1	658
Senegal	485	12	497
Tunisia	263	26	289
Egypt	56	4	60
Mali	2	32	34
Total	9,669	289	9,958

Source: <www.un.org/Depts/dpko/dpko/contributors/index.htm> Contributors to UN peacekeeping operations, monthly summary of contributions as at 30 June 2003.

Note: The South African figure does not include the deployment of 1,226 troops to Burundi (29 July 2003), as this is an AU mission.